

130-173 ALTO®

MANSFIELD®

Round Front, Vitreous China, Two-Piece Toilet

FEATURES

- 3-bolt SmartFasten™ tank-to-bowl connection
- 1.6 gpf / 6.0 lpf low water consumption
- Round front bowl
- 2" flapper flush valve
- Fluidmaster® anti-siphon pilot fill valve
- 12" rough-in
- Model 31 color-match, plastic trip lever
- 2" glazed trapway
- The Mansfield® Limited Lifetime Warranty
- Available in White, Biscuit, and Bone




MODEL 130-173

Toilet seat not included



ROUND

COMPONENTS

| MODEL # | DESCRIPTION | CODES/STANDARDS |
|--|---|---|
| 130-173 | Round front, two-piece toilet |  |
| 130 | Round front, toilet bowl only. Less toilet seat. Specify color. | |
| 173 | Tank and cover only with left hand, front-mount, color-match, plastic trip lever. Fluidmaster® anti-siphon pilot fill valve and 2" flapper. Less supply. Specify color. | |
| TANK TRIM & REPLACEMENT PARTS | | |
| 31 | Trip lever - color-match, plastic trip lever, left hand | |
| 203A | 2" Flapper flush valve | |
| 400A | Fluidmaster® anti-siphon pilot fill valve | |
| 2206 | Anti-siphon pilot fill valve (compatible replacement) | |
| 630-0173 | 2" Replacement flapper kit | |
| 160-LID | Tank lid | |




130-173 ALTO®



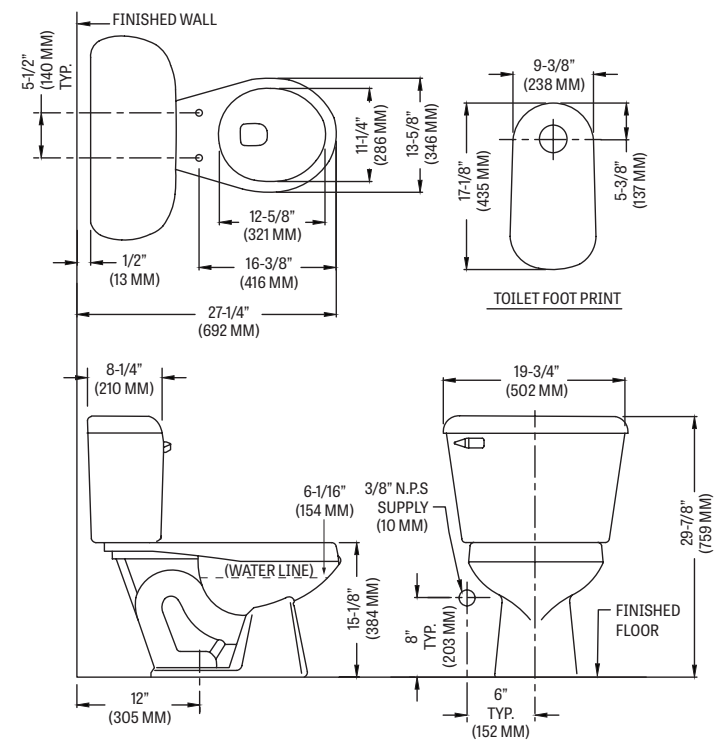
Round Front, Vitreous China, Two-Piece Toilet

SPECIFICATIONS

| MODEL # | DESCRIPTION | CODES/STANDARDS |
|---------|--|---|
| 130-173 | Round front (1.6 gpf / 6.0 lpf) two-piece toilet |  |

| | |
|----------------------|------------------------|
| MATERIAL | Vitreous China |
| WATER PRESSURE RANGE | 20 to 80 PSI |
| FLUSH SYSTEM | 2" Flapper flush valve |
| WATER USAGE | 1.6 gpf / 6.0 lpf |
| WATER SURFACE AREA | 8' X 9' |
| ROUGH-IN | 12" |
| MAP RATING | 800 grams |

| | |
|-----------------|---|
| TRAP DIAMETER | 2' |
| TRAP SEAL | 2-5/8" |
| SHIPPING WEIGHT | Model 130 - 46 lbs. (21 kg) Model 173 - 34 lbs. (15 kg) |
| WARRANTY | Vitreous China - Limited Lifetime Tank Trim - Limited One Year |

| TANK OPTIONS | TECHNICAL INFORMATION | | | | | | | | | | | | | | | | | | | | | | | | | | | | |
|---|--|--|-------|---|-----|---|-----|--|-----|--|-----|---|-----|--|-------|---|-----|--|-----|---|-----|--|-----|--|-----|---|-----|--|--|
| | Note: these dimensions are nominal and subject to change without notice. | | | | | | | | | | | | | | | | | | | | | | | | | | | | |
| <table border="1"> <tbody> <tr> <td>160</td> <td>Standard 1.6 gpf configuration: 2" flush tower, anti-siphon ballcock, left hand, chrome trip lever.</td> </tr> <tr> <td>160RH</td> <td>Variation of model 160, with right hand trip lever.</td> </tr> <tr> <td>161</td> <td>Variation of model 160, with Fluidmaster® anti-siphon pilot fill valve.</td> </tr> <tr> <td>165</td> <td>Variation of model 160, with cover lock.</td> </tr> <tr> <td>170</td> <td>Variation of model 160, with tank liner.</td> </tr> <tr> <td>172</td> <td>Variation of model 160, with Fluidmaster® anti-siphon pilot fill valve, 2" flapper and chrome trip lever.</td> </tr> <tr> <td>173</td> <td>Variation of model 160, with Fluidmaster® anti-siphon pilot fill valve, 2" flapper and color-match trip lever.</td> </tr> <tr> <td>173RH</td> <td>Variation of model 173, with right hand trip lever.</td> </tr> <tr> <td>174</td> <td>Variation of model 173, with tank liner.</td> </tr> <tr> <td>175</td> <td>Variation of model 160, with cover lock and tank liner.</td> </tr> <tr> <td>180</td> <td>Variation of model 160, with color-match trip lever.</td> </tr> <tr> <td>181</td> <td>Variation of model 160, with Fluidmaster® anti-siphon pilot fill valve and color-match trip lever.</td> </tr> <tr> <td>190</td> <td>Variation of model 160, with color-match trip lever and tank liner.</td> </tr> <tr> <td>125</td> <td>Variation of model 160, with 14" rough-in.</td> </tr> </tbody> </table> | 160 | Standard 1.6 gpf configuration: 2" flush tower, anti-siphon ballcock, left hand, chrome trip lever. | 160RH | Variation of model 160, with right hand trip lever. | 161 | Variation of model 160, with Fluidmaster® anti-siphon pilot fill valve. | 165 | Variation of model 160, with cover lock. | 170 | Variation of model 160, with tank liner. | 172 | Variation of model 160, with Fluidmaster® anti-siphon pilot fill valve, 2" flapper and chrome trip lever. | 173 | Variation of model 160, with Fluidmaster® anti-siphon pilot fill valve, 2" flapper and color-match trip lever. | 173RH | Variation of model 173, with right hand trip lever. | 174 | Variation of model 173, with tank liner. | 175 | Variation of model 160, with cover lock and tank liner. | 180 | Variation of model 160, with color-match trip lever. | 181 | Variation of model 160, with Fluidmaster® anti-siphon pilot fill valve and color-match trip lever. | 190 | Variation of model 160, with color-match trip lever and tank liner. | 125 | Variation of model 160, with 14" rough-in. |  |
| 160 | Standard 1.6 gpf configuration: 2" flush tower, anti-siphon ballcock, left hand, chrome trip lever. | | | | | | | | | | | | | | | | | | | | | | | | | | | | |
| 160RH | Variation of model 160, with right hand trip lever. | | | | | | | | | | | | | | | | | | | | | | | | | | | | |
| 161 | Variation of model 160, with Fluidmaster® anti-siphon pilot fill valve. | | | | | | | | | | | | | | | | | | | | | | | | | | | | |
| 165 | Variation of model 160, with cover lock. | | | | | | | | | | | | | | | | | | | | | | | | | | | | |
| 170 | Variation of model 160, with tank liner. | | | | | | | | | | | | | | | | | | | | | | | | | | | | |
| 172 | Variation of model 160, with Fluidmaster® anti-siphon pilot fill valve, 2" flapper and chrome trip lever. | | | | | | | | | | | | | | | | | | | | | | | | | | | | |
| 173 | Variation of model 160, with Fluidmaster® anti-siphon pilot fill valve, 2" flapper and color-match trip lever. | | | | | | | | | | | | | | | | | | | | | | | | | | | | |
| 173RH | Variation of model 173, with right hand trip lever. | | | | | | | | | | | | | | | | | | | | | | | | | | | | |
| 174 | Variation of model 173, with tank liner. | | | | | | | | | | | | | | | | | | | | | | | | | | | | |
| 175 | Variation of model 160, with cover lock and tank liner. | | | | | | | | | | | | | | | | | | | | | | | | | | | | |
| 180 | Variation of model 160, with color-match trip lever. | | | | | | | | | | | | | | | | | | | | | | | | | | | | |
| 181 | Variation of model 160, with Fluidmaster® anti-siphon pilot fill valve and color-match trip lever. | | | | | | | | | | | | | | | | | | | | | | | | | | | | |
| 190 | Variation of model 160, with color-match trip lever and tank liner. | | | | | | | | | | | | | | | | | | | | | | | | | | | | |
| 125 | Variation of model 160, with 14" rough-in. | | | | | | | | | | | | | | | | | | | | | | | | | | | | |



Fixture performance and specifications meet or exceed ASME A112.19.2/CSA B45.1 standards, and other state and local codes.